

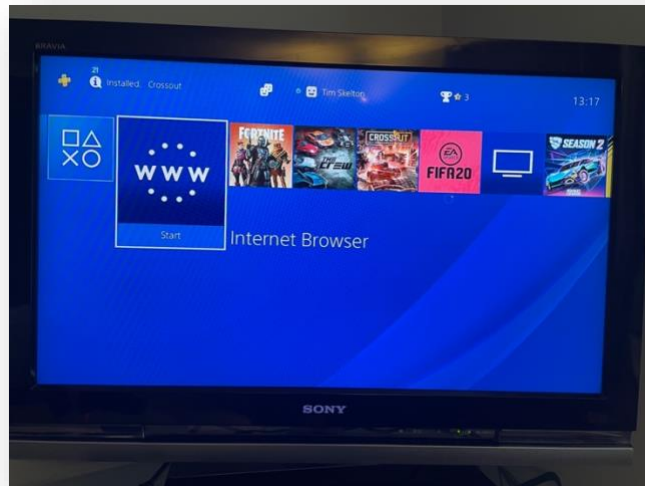


Connecting to Schoology and Office 365 via your PlayStation, Xbox or Smart TV

Students can now access New College Durham's Virtual Learning Environment, online resources and Office 365 products (including Teams) using any smart device which has access to the internet. **This also includes PlayStation, Xbox and Smart TV devices using their web browser feature.**

To make this even easier, USB keyboards are available cheaply online for around £10. The device's controller acts as a mouse and also utilises a "virtual keyboard" to enable typing.

- 1 Open your device's Internet Browser (***www*** for PS4 or ***Edge*** for Xbox).

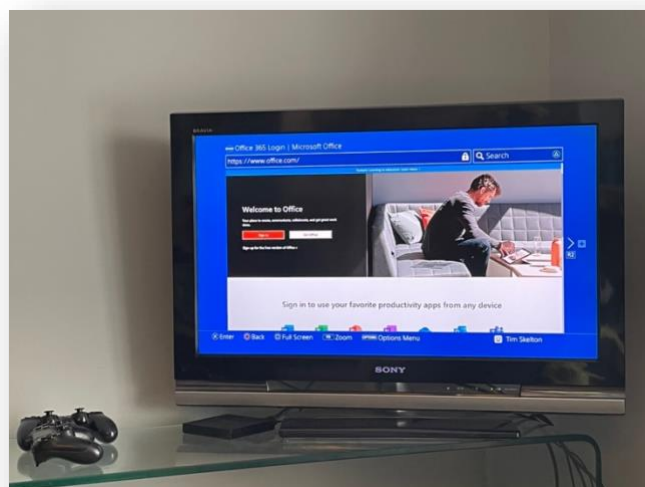


- 2 Using your controller, enter the web address (URL) that you wish to go to:

ncd.schoology.com

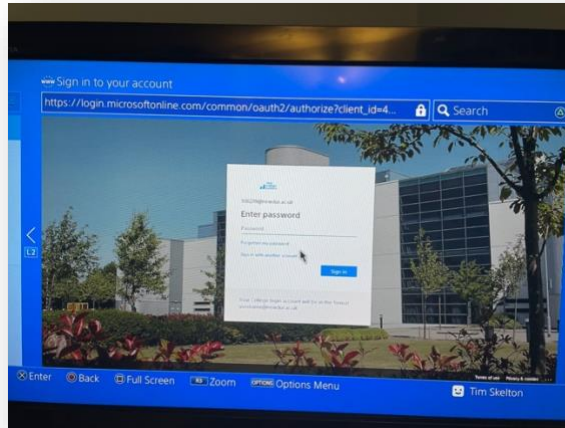
or

www.office.com



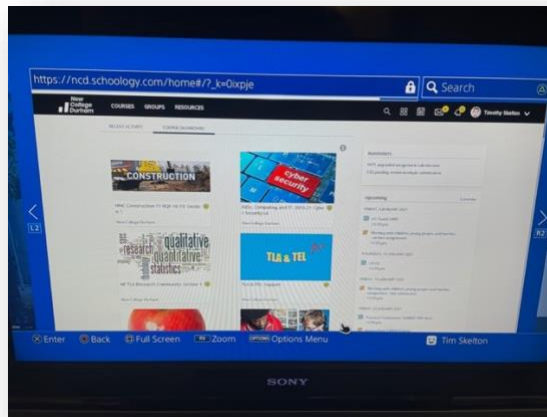


- 3 Enter your username and password (This is your college student/enrolment number) e.g. 33333333@newdur.ac.uk

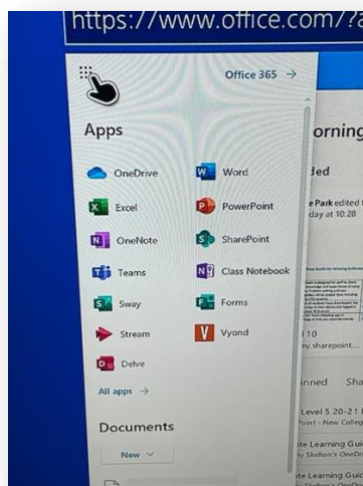


- 4 Once logged in, you can navigate around using your controller. E.g. open up Teams

Schoology



Office365



Once logged in, Students will be able to access all resources and online tools such as Word, Excel, Teams and PowerPoint.